



District Report Card: 2017


State: Telangana	District: Adilabad
Class: 3	Subject: Language
Schools: 58	Students: 813


Participation/Coverage


Students

GENDER 	Boys		Girls	
	Number	%	Number	%
	365	44.90	448	55.10

AREA 	Rural		Urban	
	Number	%	Number	%
	703	86.47	110	13.53

CATEGORY 	SC		ST		OBC		GEN	
	Number	%	Number	%	Number	%	Number	%
	143	17.59	373	45.88	246	30.26	51	6.27

CWSN 	LD	VI	HI	S&LD	ID	Oth
	1	2	2	1	2	1

Management 	Government		Government-aided	
	Number	%	Number	%
	791	97.29	22	2.71

Average Performance of Students in Language (%)

Overall	Gender		Area		Management		Social Group			
	Male	Female	Rural	Urban	Govt.	Aided	SC	ST	OBC	GEN
50.48	49.70	51.12	49.69	55.52	50.23	59.39	51.42	48.22	50.65	63.53

Performance on Learning Outcomes (LOs)

Learning Outcomes	Description	Average Performance(%)
L304	Reads small texts with comprehension i.e., identifies main ideas, details, sequence and draws conclusions	49.37
L312	Reads printed scripts on the classroom walls: poems, posters, charts etc.	52.69

Range of Performance of Students who Answered Correctly							
Below 30%		30% - 50%		50% - 75%		Above 75%	
Number	%	Number	%	Number	%	Number	%
176	21.65	227	27.92	297	36.53	113	13.90

Lowest Performing Learning Outcomes (LOs)

- 1 - Reads small texts with comprehension i.e., identifies main ideas, details, sequence and draws conclusions (49.37)
- 2 - Reads printed scripts on the classroom walls: poems, posters, charts etc. (52.69)